


# Short Courses 2026




---

Introduction

Go to page 03 


---

Course details

Go to page 04 


---

Course Program

Go to page 07 

---

Contacts

Go to page 08 

---



# STUDY

# EXPLORE

# EXPERIENCE

THE METHOD

THE CITY

THE LIFE

More than short courses, these programmes are an invitation to experience creativity firsthand.

**Over a few inspiring weeks, students are introduced to the world of fashion, design, beauty, business and art while living an authentic international experience, exploring museums, creative districts and cultural landmarks, and discovering what it truly means to study at the prestigious locations in Milan, Florence, London, Paris and Dubai at Istituto Marangoni.**

These short courses have been created for curious and motivated students who wish to explore what creative disciplines truly involve, understand the meaning of practices such as fashion communication or design thinking, and engage with the distinctive **Istituto Marangoni Method** for the first time.



Milano / Firenze School

# Digital Pattern Making with Clo3D

---

DURATION

**3 Weeks**

HOURS

**60**

---

CERTIFICATE

**Istituto Marangoni Certificate**

Certificate released upon the completion of the short course.

---

DATES

From **6 to 24 July 2026**  
From **31 August to 18 September 2026**  
From **11 to 29 January 2027**

PRICING

**Course fee**  
**€ 4300**

---

LOCATION

**Istituto Marangoni Milano**  
**Istituto Marangoni Firenze**

Palazzo Turati, Via Meravigli, 7, 20123 Milano MI

Via De Tornabuoni, 17, 50123 Firenze FI



## LOCATIONS

## Why Milan?

Milan is the international **Capital of Fashion, Accessories, Design** and **Beauty** where key players in Luxury converge. It is a trend-setting city, driven in part by the strong concentration of buyers in the area. Students can experience the creative process through Luxury Companies and Showrooms: therefore, **Milan represents an international centre of production and creativity** which is constantly evolving, and which makes real the idea of marketability season after season.



## Why Firenze?

In Florence, **art and culture** influence the design of luxury jewelry and accessories, provide an exclusive backdrop for the fashion shows where tomorrow's collections make their debut, and celebrate Italian tailoring traditions and innovation in menswear, addressing a **refined and contemporary audience**.

Students not only study the creation, practice, care, and promotion of art and fashion, but also the new languages of visual, multimedia, and artistic communication, exploring the intersections between digital arts, media, and modern technologies. At the same time, they learn to make the most of the city's **rich variety of materials and textiles**, enhancing them through new concepts of craftsmanship and drawing inspiration from them for the development of future collections.





## For whom?

### TARGET

This beginner Clo3D course is specifically **designed for our alumni who graduated before 2019**, prior to the introduction of Clo3D into our curriculum, and for **anyone that is interested in starting to understand the Clo3D principles.**

### A STUDY EXPERIENCE

The Short Courses offer the chance to **meet the faculty**, experience Istituto Marangoni **method** and **atmosphere**, and get a first taste of life at the School.

For many students, they serve as a **practical orientation step**, helping them decide more confidently whether to pursue an *Undergraduate* or *Master's course*.

### OUTCOMES

Unlock the Future of Fashion with 3D Design by staying ahead in the ever-evolving fashion industry with our immersive 3D Garment Design Course. Perfect for beginners, Istituto Marangoni students, and alumni eager to embrace digital fashion, this program provides a **deep dive into the fundamentals of Clo3D**. Through hands-on training, you'll master the art of **creating precise digital patterns, simulating realistic fabrics, and constructing virtual garments** using industry-standard tools. From perfecting fit adjustments to exploring material properties, this course ensures you build a strong foundation in 3D fashion design. By the end, you'll confidently integrate digital fashion into your workflow, enhance your creative skills, and stay ahead in an industry that increasingly values virtual prototyping and sustainable innovation. **Don't just keep up—lead the future of fashion!**

---

CLO 3D pattern creation

---

Fabric simulation

---

Avatar customization

---

Fit adjustments

---

Export and retouch techniques

---



# Elevate your fashion creativity with next-gen 3D design techniques!

---

## Week 1

### Learning the Basics of CLO3D and Digital Design Tools.

In the first week of the course, students will be introduced to *CLO3D*. The primary focus will be on understanding the basics of the software, its interface, and its tools. Students will start by creating simple outfit using basic patterns and blocks, learning how to manipulate garments and adjust fit in a virtual environment.

This week is designed to ensure that students feel comfortable navigating *CLO3D* and gain the understanding of the software's core functions. In addition, students will dive into the world of digital graphics by exploring *Photoshop* and *Procreate*, two essential tools for enhancing their design process. *Procreate* will then be introduced as a creative tool for designing custom prints and using *Photoshop*, students will learn how to modify prints and create textures. By the end of the week, students will have created their first digital garments, applying custom designs from *Procreate*, and will be ready to experiment with more complex designs in the following weeks.

---

## Week 2

### Advancing Customization and Integrating AI with Design Tools.

As the course progresses into the second week, students will begin to explore more advanced techniques in both *CLO3D* and their graphic tools. The primary focus of this week will be on elevating garment designs through the customization of materials and fabrics. Students will work with advanced fabrics such as leather, lace, and knitwear, learning to modify fabric properties using *CLO3D*'s property editor.

The week will also introduce students to mapping techniques, such as bump and displacement maps, to enhance the texture and realism of their designs. The integration of real-world fabric swatches from platforms like *Closet Connect* will also be explored, giving students access to high-quality digital fabrics for use in their designs. Alongside this, students will refine their skills in *Photoshop* and *Procreate*, using these tools to enhance their digital designs further. *Photoshop* will be used for retouching *CLO3D* renders, while *Procreate* will allow students to experiment with intricate texture and pattern designs. This week also introduces students to the potential of artificial intelligence (AI) in fashion design. Students will learn how AI tools can assist in fabric simulations, pattern adjustments, and other design-related tasks, thus optimizing their creative process and providing them with new ways to enhance their designs.

By the end of this week, students will have learned how to integrate *CLO3D*, *Photoshop*, *Procreate*, and AI into a cohesive workflow, allowing them to create customized, detailed digital garments that reflect their creativity and technical skills.

---



---

## Week 3

**Students will learn how to bring their designs to life through CLO3D's animation tools, simulating fabric movement and adding dynamic effects such as wind and explosions.**

These techniques allow students to explore how their garments interact with movement, adding a layer of realism and creativity to their digital collections. In addition to *CLO3D*, *Photoshop* and *Procreate* will continue to play a key role in the refinement of student projects.

The integration of AI continues this week, helping students optimize the final presentation of their garments, from fabric behaviour to image refinement. By the end of the course, students will have developed three complete digital outfits, each with custom designs and textures, a dynamic animation, and professional renders.

---



---

## **ISTITUTO MARANGONI MILANO**

### **The School of Fashion**

Via Meravigli, 7 · 20123 Milano · Italy  
+39 02 38585247  
+39 02 7631 6680  
[milano@istitutomarangoni.com](mailto:milano@istitutomarangoni.com)

### **The School of Design**

Via Cerva 24 · 20122 · Milano · Italy  
+39 02 38585247  
+39 02 7631 6680  
[design@istitutomarangoni.com](mailto:design@istitutomarangoni.com)

---

## **ISTITUTO MARANGONI FIRENZE**

Via de' Tornabuoni 17 · 50123 · Firenze · Italy  
+39 055 03 51 301  
+39 05 50350340  
[firenze@istitutomarangoni.com](mailto:firenze@istitutomarangoni.com)

---

## **ISTITUTO MARANGONI PARIS**

15, Rue Boissiere · 75116 Paris · France  
+33 (0)1 47 20 08 44  
+33 (0)1 86 26 10 55  
[paris@istitutomarangoni.com](mailto:paris@istitutomarangoni.com)

---

## **ISTITUTO MARANGONI LONDON**

30 Fashion Street · London E1 6PX · United Kingdom  
+44 (0)20 3608 2401  
+44 (0)20 7377 9347  
[london@istitutomarangoni.com](mailto:london@istitutomarangoni.com)

---