



Short Courses 2026




Introduction

Go to page 03 


Course details

Go to page 04 

Course Program

Go to page 07 

Contacts

Go to page 08 



STUDY

EXPLORE

EXPERIENCE

THE METHOD

THE CITY

THE LIFE

More than short courses, these programmes are an invitation to experience creativity firsthand.

Over a few inspiring weeks, students are introduced to the world of fashion, design, beauty, business and art while living an authentic international experience, exploring museums, creative districts and cultural landmarks, and discovering what it truly means to study at the prestigious locations in Milan, Florence, London, Paris and Dubai at Istituto Marangoni.

These short courses have been created for curious and motivated students who wish to explore what creative disciplines truly involve, understand the meaning of practices such as fashion communication or design thinking, and engage with the distinctive **Istituto Marangoni Method** for the first time.

COURSE DETAILS

[BACK TO INDEX](#)



Milano School

Interior Design



DURATION

3 Weeks

HOURS

60

CERTIFICATE

Istituto Marangoni Certificate

Certificate released upon the completion of the short course.

DATES

From **15 June to 3 July 2026**

From **6 to 24 July 2026**

From **31 August to 18 September 2026**

From **11 to 29 January 2027**

PRICING

Course fee

€ 4300

LOCATION

Istituto Marangoni Milano Design

Via Cerva, 24
20122 Milano MI



Why Milan?

LOCATION

Milan is the international **Capital of Fashion, Accessories, Design** and **Beauty** where key players in Luxury converge.

It is a trend-setting city, driven in part by the strong concentration of buyers in the area.

Students can experience the creative process through Luxury Companies and Showrooms: therefore, **Milan represents an international centre of production and creativity** which is constantly evolving, and which makes real the idea of marketability season after season.

FACULTY

Faculty at Istituto Marangoni brings together leading **industry experts** and **seasoned professionals**, offering participants a unique blend of academic excellence and real-world insight.



For whom?

TARGET

This short course supplies the **students or professionals** with the necessary knowledge to **define the style** of an Interior Design project and **acquire knowledge** of new trends on Interior design.

A STUDY EXPERIENCE

The Short Courses offer the chance to **meet the faculty**, experience Istituto Marangoni **method** and **atmosphere**, and get a first taste of life at the School.

For many students, they serve as a **practical orientation step**, helping them decide more confidently whether to pursue an *Undergraduate* or *Master's course*.

OUTCOMES

This short course looks at identifying style, new trends, key technical, "emotional," and innovative content involved in the design of living spaces: the work of the Interior Designer. As well as **practical space planning** and **drawing skills**, participants will be introduced to an overview of **furniture design** and the selection of **new materials**, fabrics, and wallpapers for interiors. The overall aim of this short course is to understand the world of Interior Design and the work of the designer, to develop **awareness of digital innovation and AI-enhanced methodologies**, and to acquire the ability to **present and describe proposals** aligned with contemporary lifestyles and the expectations of a new generation of clients.

Identify and present an inspirational theme for a design project

Adopt and develop basic interior design skills

Propose appropriate solutions for a project space (materials, colours, lighting) taking into consideration latest/new trends

Construct the identity of an interiors pace within an assigned brief

Interpret the concept of luxury living and emotional design in space planning



Week 1

Participants are introduced to the planning of an interior design space through a critical analysis of contemporary trends in the industry, exploring how social, cultural, and technological shifts influence the evolution of living environments.

Particular attention is given to innovative project planning and presentation techniques, including digital tools, visual storytelling, and Artificial Intelligence to enhance the design proposals. Research plays a fundamental role in the learning process and is enriched through targeted showroom visits and focused seminars. Showroom visits allow participants to experience materials, furniture, finishes, and innovative products firsthand, gaining direct insight into quality, craftsmanship, and current market offerings. These immersive experiences strengthen their ability to select and specify elements appropriate to different design briefs.

Week 2

During the second week, participants translate into their individual projects all the elements analyzed during showroom research and the knowledge acquired through the seminars.

This phase focuses on transforming research into design action: students define the spatial layout, refine the overall style, and make conscious functional and aesthetic choices that shape the identity of the interior. Materials, finishes, furniture selections, and decorative elements are carefully integrated to create a coherent and well-balanced proposal aligned with the initial concept. The Lighting Design seminar, together with targeted lessons, plays a key supportive role in this process. Participants explore how light influences perception, mood, and spatial hierarchy, learning how to create atmosphere and structure through a coherent distribution of lighting products within the designed space, enhancing architectural features, materials, and the overall experiential quality of the project.

Week 3

During the third week, all areas of the developed project are described in both a technical and emotional way.

Participants articulate spatial organization, functional solutions, material choices, and lighting strategies, while also communicating the mood, identity, and experiential qualities of the space. Particular emphasis is placed on clarity and coherence between concept, layout, and atmosphere. The projects are represented through visualizations and perspective sketches developed and refined during dedicated workshops. These tools support participants in expressing depth, proportions, and spatial relationships, enhancing their ability to communicate design intentions effectively. The course concludes with a final storytelling session and presentation to the class. Each participant presents their project through a structured narrative that explains the concept, research process, stylistic choices, and technical solutions, demonstrating both creative vision and professional communication skills.

Delivery

The final interior design project submission consists of uploading a single PDF file containing the complete set of developed presentation boards.

The project presentation must be delivered in digital format.

The contents should clearly and professionally illustrate the interior design proposal and include the following elements: project location, client profile, design concept, materials and colour charts, original existing floor plan and revised project layout, detailed description of all designed areas with selected furniture and lighting solutions, perspective drawings, and visualizations.



ISTITUTO MARANGONI MILANO

The School of Fashion

Via Meravigli, 7 · 20123 Milano · Italy
+39 02 38585247
+39 02 7631 6680
milano@istitutomarangoni.com

The School of Design

Via Cerva 24 · 20122 · Milano · Italy
+39 02 38585247
+39 02 7631 6680
design@istitutomarangoni.com

ISTITUTO MARANGONI FIRENZE

Via de' Tornabuoni 17 · 50123 · Firenze · Italy
+39 055 03 51 301
+39 05 50350340
firenze@istitutomarangoni.com

ISTITUTO MARANGONI PARIS

15, Rue Boissiere · 75116 Paris · France
+33 (0)1 47 20 08 44
+33 (0)1 86 26 10 55
paris@istitutomarangoni.com

ISTITUTO MARANGONI LONDON

30 Fashion Street · London E1 6PX · United Kingdom
+44 (0)20 3608 2401
+44 (0)20 7377 9347
london@istitutomarangoni.com
